

sellwood

roof space access | attic storage | natural lighting

tubular skylights



- ✓ australian made
- ✓ 5yr warranty
- ✓ brighten your home
- ✓ utilise free natural light
- ✓ smart, effective, low cost
- ✓ low heat gain/loss
- ✓ ventilation options
- ✓ control condensation

- ✓ light harvesting system
- ✓ superior silvertube
- ✓ high quality materials
- ✓ uv inhibiting domes
- ✓ molded flashings
- ✓ national installation service
- ✓ 0800 attics (support)
- ✓ www.sellwood.co.nz

Skytube 250

- ✓ 250mm diameter
- ✓ Convex diffuser
- ✓ Up to 3000mm tube length
- ✓ Highly reflective silvertube
- ✓ Variable pitch adaptor
- ✓ Moulded flashing to suit all roof types
- ✓ Suitable for bedrooms, hallways, bathrooms, wardrobes etc



Skytube Duo/Trio

- ✓ 250mm diameter
- ✓ Convex diffuser
- ✓ Up to 3000mm tube length
- ✓ Highly reflective silvertube
- ✓ Multi-room options
- ✓ Combined natural light & ventilation
- ✓ Moulded flashing to suit all roof types



Skytube 400

- ✓ 400mm diameter
- ✓ Convex diffuser
- ✓ Excellent for longer tubes
- ✓ Highly reflective angle adaptor
- ✓ Highly reflective silvertube
- ✓ Suitable for most roof types
- ✓ Suitable for kitchens, dining rooms, lounges etc



Skyflex 400/500

- ✓ 400/500mm diameter
- ✓ Convex diffuser on 400
- ✓ Up to 1200mm tube length
- ✓ Highly reflective flexitube
- ✓ Passive ventilation option for the 400
- ✓ Suitable for most roof types
- ✓ Low cost option



Skyvent 150/280

- ✓ 150/280mm diameter
- ✓ Electric powered ventilation
- ✓ 150mm = 89L/sec (320m³/hour)
- ✓ 280mm = 250L/sec (900m³/hour)
- ✓ Removes heat & moisture
- ✓ Moulded flashing to suit all roof types
- ✓ Suitable for kitchens, bathrooms, laundries etc



Whirlyvent

- ✓ 250mm diameter
- ✓ Natural wind powered vent
- ✓ Sealable diffuser
- ✓ Moulded flashing to suit all roof types
- ✓ Suitable for attic spaces, storage areas, laundries etc



Flashing profiles to suit most roof types



Metal Deck



Corrugated Iron



Concrete Tile



Terracotta Tile

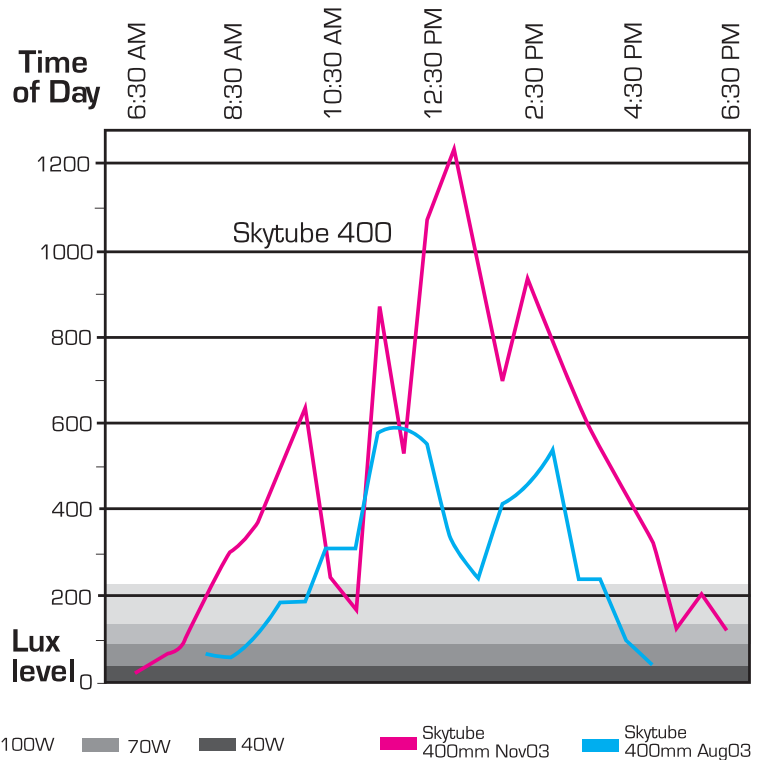
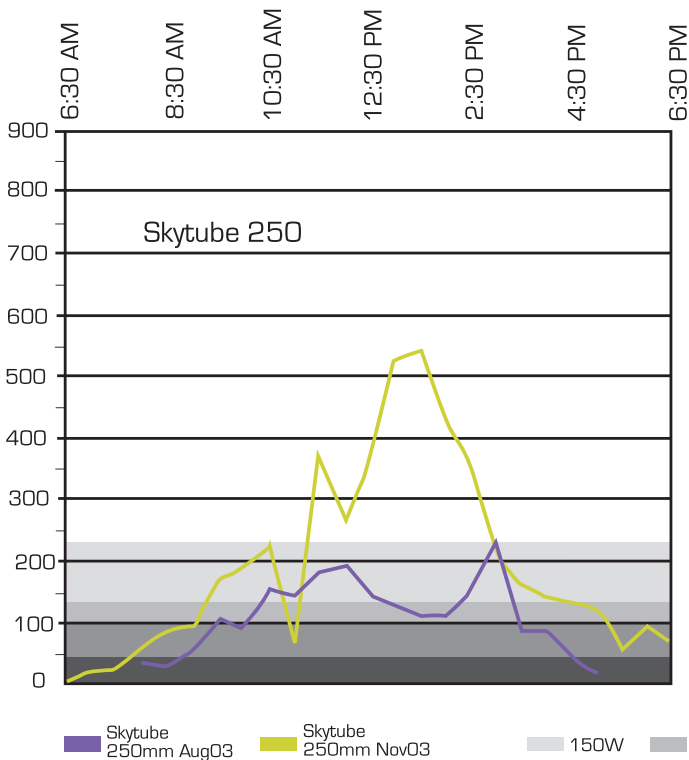


Metal Tile



Shingle/Slate

Lux levels



Measurements taken in Albany, Auckland.

Weather on the 20th August was overcast in the morning & sunny in the afternoon, whereas the 13th November was variably cloudy and clear.

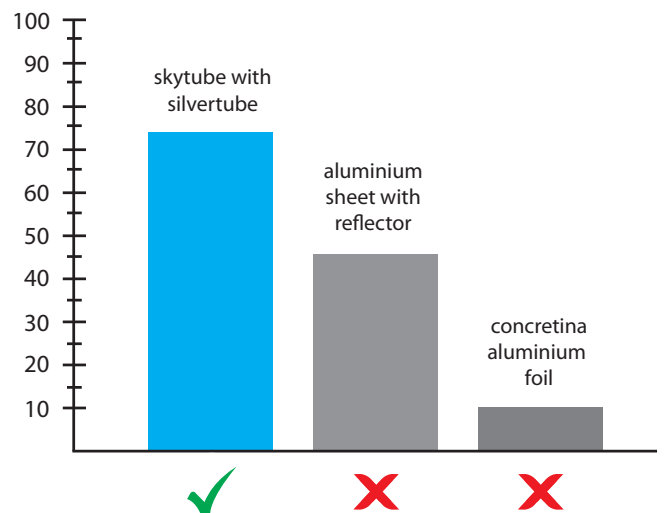
Please note:

The Lux readings are a measurement of light intensity not total luminance.

There is a difference in the spread pattern of light from a standard electric light suspended below the ceiling and that of a down light recessed into the ceiling. The pattern of light from a Skytube is more like that of a wide angle down light.

These readings are not intended for the comparison of performance of different tubular skylights as they are not under controlled conditions, nor are they a guarantee of performance in any particular installation.

R Ratings available on request



Membrane roof example

+64 9 477 0820
 0800 attics (288 427)
 sales@sellwood.co.nz
 www.sellwood.co.nz