



- ✓ NZ made & owned
- ✓ NZ sustainable pine
- ✓ NZ's largest range
- ✓ 10yr warranty
- ✓ assembled for DIY
- ✓ national installation service
- ✓ treads rebated (glued & screwed)
- ✓ high quality steel-work

- ✓ unique safe hinge
- ✓ safe weight distribution
- ✓ secure bolted fixings
- ✓ springs secure lid
- ✓ ladder step tested
- ✓ paintable lid
- ✓ 0800 attics (support)
- ✓ www.sellwood.co.nz

Junior 24

- ✓ Narrow opening
- ✓ Residential
- ✓ Occasional use
- ✓ Low cost option
- ✓ Smaller opening
- ✓ 2200mm to 2440mm



J24

Quad 24

- ✓ Shorter opening
- ✓ Residential
- ✓ Occasional use
- ✓ Unique four section folding stair
- ✓ Ideal for corridors & passageways
- ✓ Fits between 900mm centred trusses
- ✓ 2300mm to 2440mm



Q24



4 Sections

Regular Range

- ✓ R28 R31 R36
- ✓ Residential
- ✓ Occasional use
- ✓ Larger size opening
- ✓ Unique cam mechanism (R36)
- ✓ 2nd stage spring system (R36)
- ✓ Safe, light & easy to operate



R28



R36

Deluxe Range

- ✓ D27 D31
- ✓ Residential and light commercial
- ✓ Frequent use
- ✓ Superior design
- ✓ Gentler angle
- ✓ Deeper treads
- ✓ 2nd stage spring system (D31)



D27



D31

Aluminium Range



- ✓ A25 A28 A31 A34 A36
- ✓ Commercial and industrial
- ✓ Heavy duty use
- ✓ High grade aluminium
- ✓ Simple height adjustment
- ✓ No aluminium cutting required
- ✓ 2nd stage spring system (A31, A34, A36)



A28

Unique details






- A** 2nd stage spring system for safer weight distribution
- B** Pulley cam mechanism for ease of use
- C** Full length safety hinge
- D** Secure bolted fixings
- E** Grooved treads (rebated, glued & screwed)



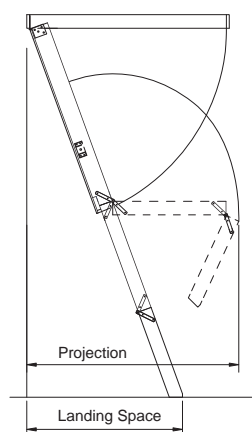
Timber Attic Stairs

Model	Regular			Junior 24	Quad 24	Deluxe	
	R28	R31	R36	J24	Q24	D27	D31
Suitable for Ceiling Heights	2250 - 2800 (9')	2750 - 3100 (10')	3100 - 3660 (12')	2200 - 2440 (8')	2300 - 2440 (8')	2300 - 2750 (9')	2750 - 3100(10')
Tread Profile	 90	 90	 90	 90	 90	 125	 125
Overall Width of Stair	430	430	430	350	430	430	430
Maximum Recommended Load	160 kg	160 kg	160 kg	160 kg	160 kg	200 kg	200 kg
Handrail	✓	✓	✓	-	-	✓	✓
Second Stage Springs	-	-	✓	-	-	-	✓
Angle	70°	70°	70°	70°	70°	63°	63°
Opening Required	1370 x 650	1370 x 650	1440 x 650	1135 x 560	835 x 650	1370 x 650	1440 x 650
Landing Space at max. height	1180	1350	1450	1120	1050	1520	1880
Projection	1690	1760	2100	1485	1300	1900	2100
Uses	Residential only			Residential only	Residential only	Residential & light commercial	

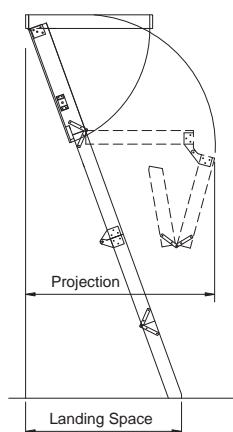
Aluminium Attic Stairs

Model	A25	A28	A31	A34	A36
Range of adjustment*	2300-2500	2550-2800	3000-3160	3250-3400	3500-3660
Tread Profile	 100	 100	 100	 100	 100
Overall Width of Stair	425	425	425	425	425
Maximum Recommended Load	300 kg	300 kg	300 kg	300 kg	300 kg
Angle	70°	70°	70°	70°	70°
Opening Required	1220 x 650	1370 x 650	1440 x 650	1525 x 650	1525 x 650
Landing Space at Maximum Height	1140	1200	1370	1450	1450
Projection	1515	1720	1790	2100	2100
Uses	Residential, Commercial and Industrial				

* Aluminium stairs can be made for ceiling heights outside these parameters. Contact Customer Services for details.



All stairs except Q24



Model Q24



packaged & assembled for DIY installation instructions enclosed



+64 9 477 0820
0800 attics (288 427)
sales@sellwood.co.nz
www.sellwood.co.nz