

When roof access is the problem...



Sellwood Roof Hatch, Grab Rail and Boardwalk modular platform system for safe access and movement on the roof.

...we have the solution.



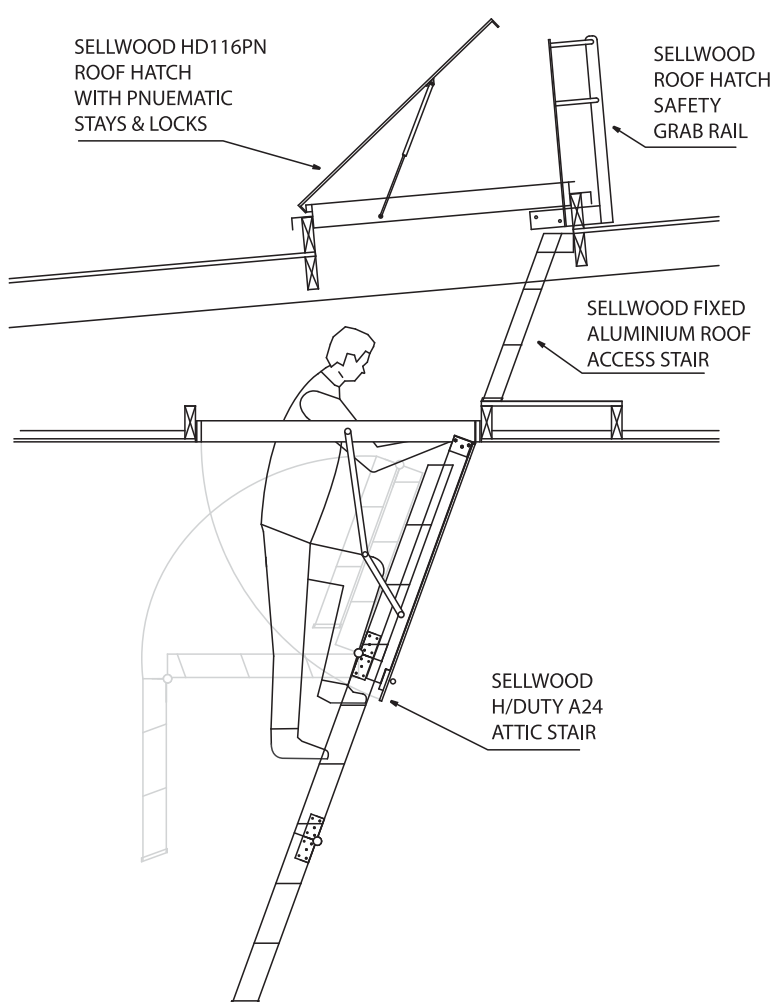
Sellwood Aluminium Attic Stair for safe, easy access to the area between the roof and ceiling.



Flooring platform between the roof and ceiling for extra storage.



Fixed Sellwood aluminium ladder for access to the Sellwood Roof Hatch.



Commercial and industrial buildings require access on to the roof for regular maintenance of:






- Roofs and gutters
- Air-conditioning units
- Telecommunication equipment
- Skylights and roof windows
- Lift motor rooms

Roof Access Systems from Sellwood Products make access to your roof:

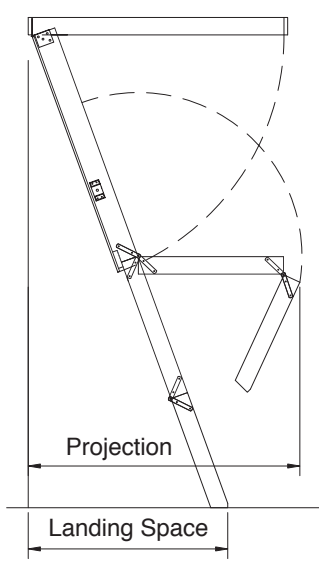
- Safer
- Easier
- More convenient

Roof Access Systems are adaptable to most situations. Our Technical Consultants can work with your architect, developer, site manager and builders to provide the best solution for your particular application.

Roof Access Systems use Sellwood Attic Stairs, Sellwood Roof Hatches and Sellwood Roof Hatch Safety Grab Rails to gain access to the roof. Use the Specification charts below to select the preferred model of attic stair and roof hatch.

ALUMINIUM ATTIC STAIRS					
Model	A24	A27	A31	A33	A36
Range of adjustment*	2300-2500	2550-2800	3000-3160	3250-3400	3500-3660
Tread Profile	 100	 100	 100	 100	 100
Overall Width of Stair	425	425	425	425	425
Maximum Recommended Load	300 kg	300 kg	300 kg	300 kg	300 kg
Angle	70°	70°	70°	70°	70°
Opening Required	1220 x 650	1370 x 650	1440 x 650	1525 x 650	1525 x 650
Landing Space at Maximum Height	1140	1200	1370	1450	1450
Projection	1515	1720	1790	2100	2100
Uses	Domestic, Commercial and Industrial				

* Aluminium stairs can be made for ceiling heights outside these parameters. Contact Customer Services for details.



ROOF HATCH HD116PN (Opening size 1100 x 650 mm)

With an opening designed to allow ample head clearance and with pneumatic stays for feather light operation, the Sellwood Roof Hatch is the complete solution for safe, easy access to the roof. Other sizes include HD137PN (1370mm x 725mm), HD88PN (800mm x 800mm) and HD118PN (1100mm x 800mm). Custom sizes are also available.

Roof Access Systems



Unit 3, 75 Apollo Drive, Albany, Auckland
 PO Box 35 189, Browns Bay,
 Auckland 0753, New Zealand.
 PH: 09 477 0820 FAX: 09 479 5687
 Freephone: 0800 ATTICS (288 427)
 Email: action@sellwood.co.nz
 Website: www.sellwood.co.nz